

Gas unit heaters







Index

Welcome to Robur	6
Heating that can be switched on and off, like a light	8
Gas unit heaters: advantages	10
Gas unit heaters	
NEXT-G RANGE	14
NEXT-R RANGE	22
Controls, accessories and complements	28
Continuous innovation. Explore the entire Robur product range	34

Our thought in two words: Ecological Conscience.

We've been creating sustainable technologies long before the word sustainability became fashionable. We've always combined the concept of beauty, shape, content, aesthetics and ethics with well-made products. Maybe it's because we're Italian, or because in our 65+ years, what we've achieved so far hasn't been enough for us.

Going further has always been in our DNA. Our products have always been designed and manufactured with an ecological conscience and with the aim of contributing to the well-being of people and the environment in which we all live.

And that's how we intend to continue. Welcome to Robur.

Mission

Robur is dedicated to dynamic progression in research, development and promotion of safe, environmentally-friendly, and energy-efficient products through the commitment and caring of its employees and partners

Vision

Robur turns the love for beauty and well-made things into innovative heating and cooling systems that are especially designed and developed to answer the specific needs of Man

ROBUR
caring for the environment




Proud Creator and Manufacturer
of Sustainable Heating and
Cooling Technologies

Est. 1956

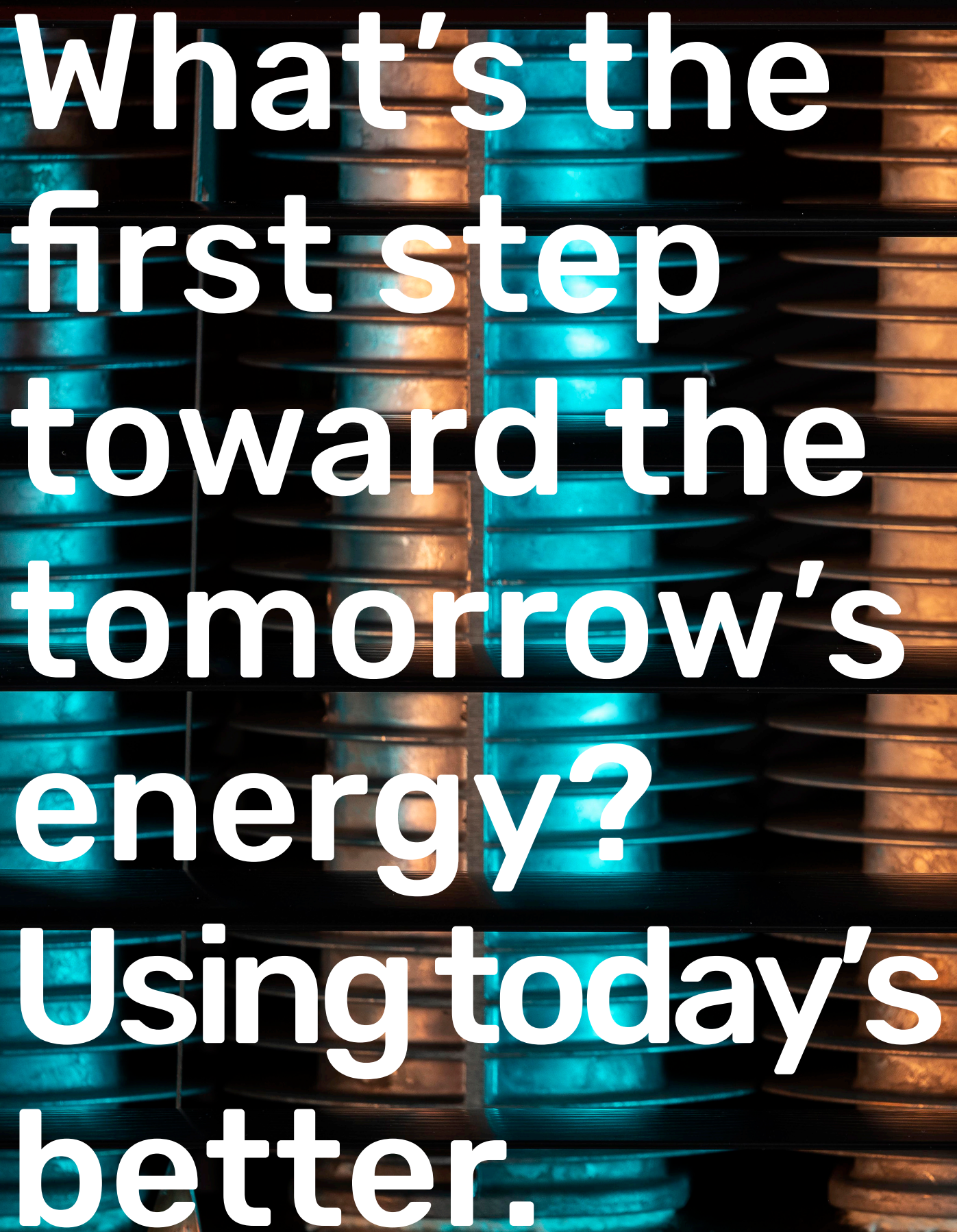
Heating that can be switched on and off, like a light.

Gas unit heaters. Efficient and affordable.

Efficient, affordable and readily available heating. Robur gas unit heaters can heat industrial and commercial spaces and provide real energy savings through thermal efficiencies of up to 106%, as well as achieving comfort temperature in just 30 minutes. Each gas unit heater is modular: heat where you want, when you want and without waste.



Product Development / Aluminium alloy heat exchanger: the warm heart of the Gas Unit Heater



What's the
first step
toward the
tomorrow's
energy?
Using today's
better.

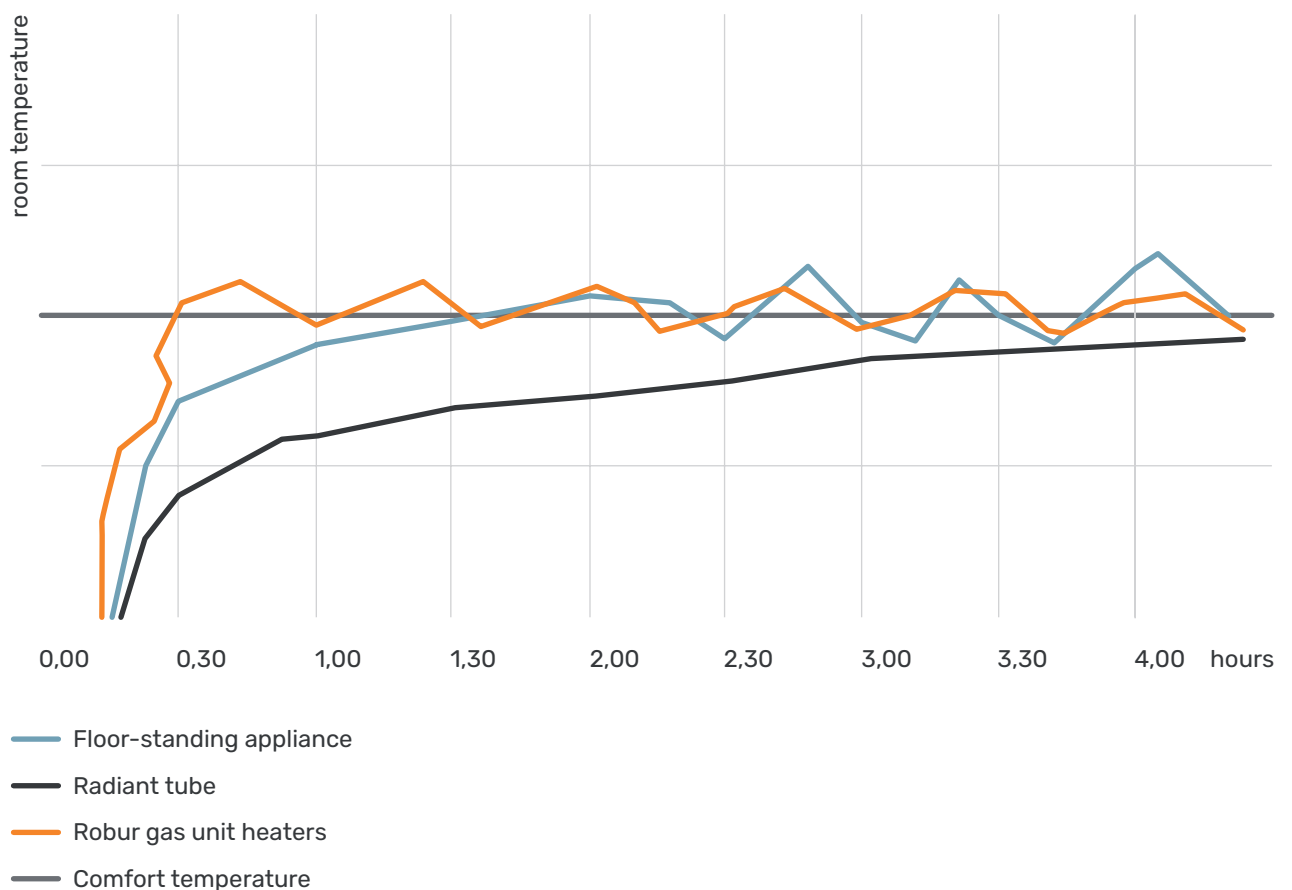
Gas unit heaters: advantages

1 Immediate heat, simple as that.

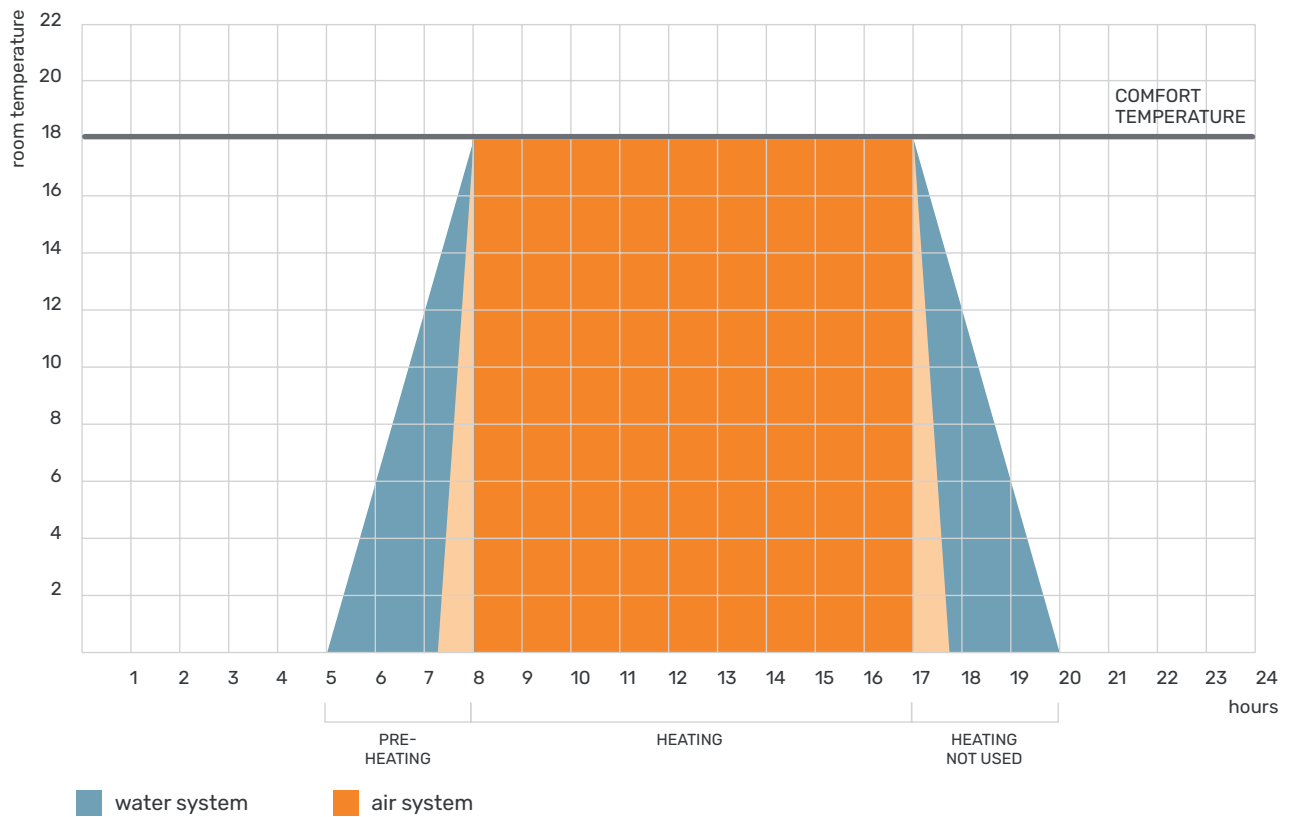
Compare the results obtained by the Robur heating system with gas unit heaters against two other types of heating systems. The system with a traditional floor-standing gas unit heater brings the room to comfort conditions in 1.5 hours, while the radiant tube system is not able to bring the room to the required temperature conditions even after 4 hours of operation.

Robur gas unit heaters reduce preheating times to a minimum and maintain the comfort temperature thanks to the low thermal inertia. Even the largest rooms are immediately warm in a short time because it works in the absence of carrier fluid, unlike water systems.

Time required to achieve comfort temperature

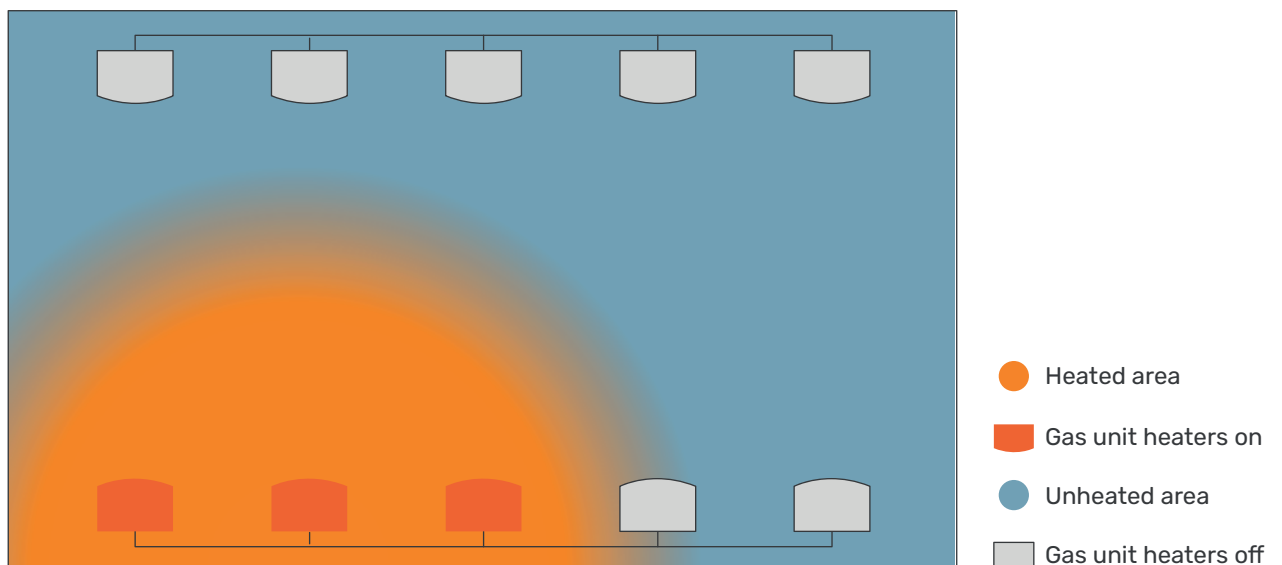


Time required to preheat and to achieve comfort temperature



2 Modular. Just like your needs

Each gas unit heater is stand-alone and completely independent: heat where you want when you want. It's ideal when considering modifications, relocations or extensions of the system and allows productive use of the interior areas thanks to the wall-mounted installation.

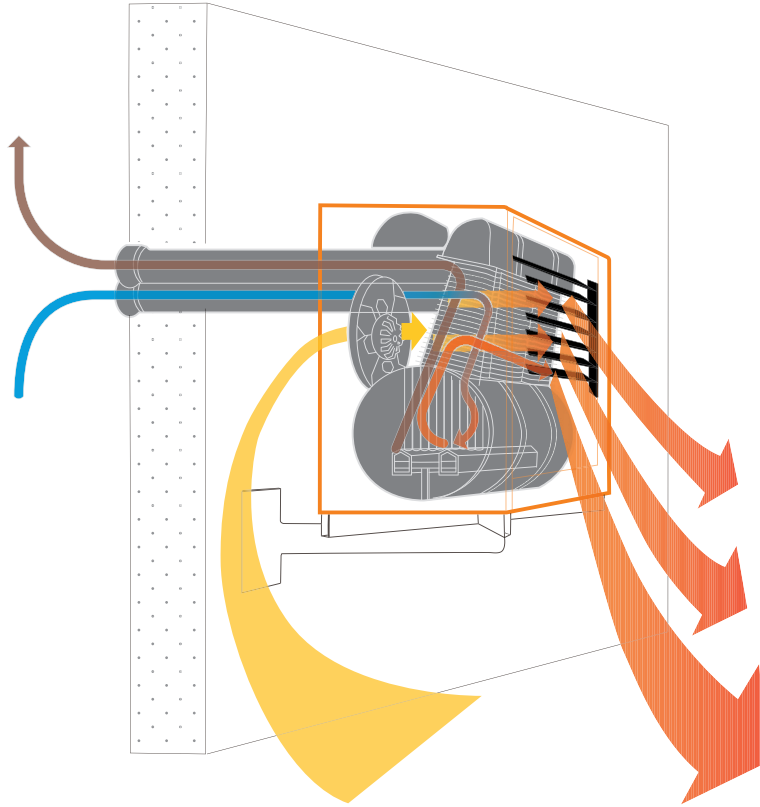


3

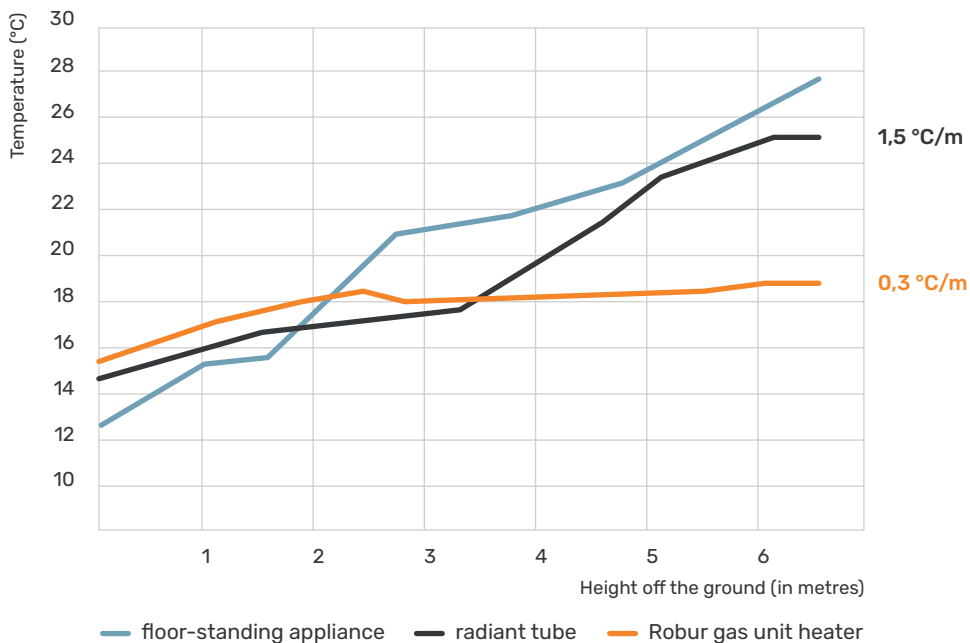
Ground effect: comfort and energy saving

Robur gas unit heaters heat rooms with a very low heat stratification due to the characteristic **ground effect**.

The conformation of the heat exchangers and the special aluminium alloy divide the air flow into different layers with different temperatures, warmer at the bottom and cooler at the top. This eliminates heat loss in the higher areas of the room, which is good for comfort and saves energy.



Heat stratification

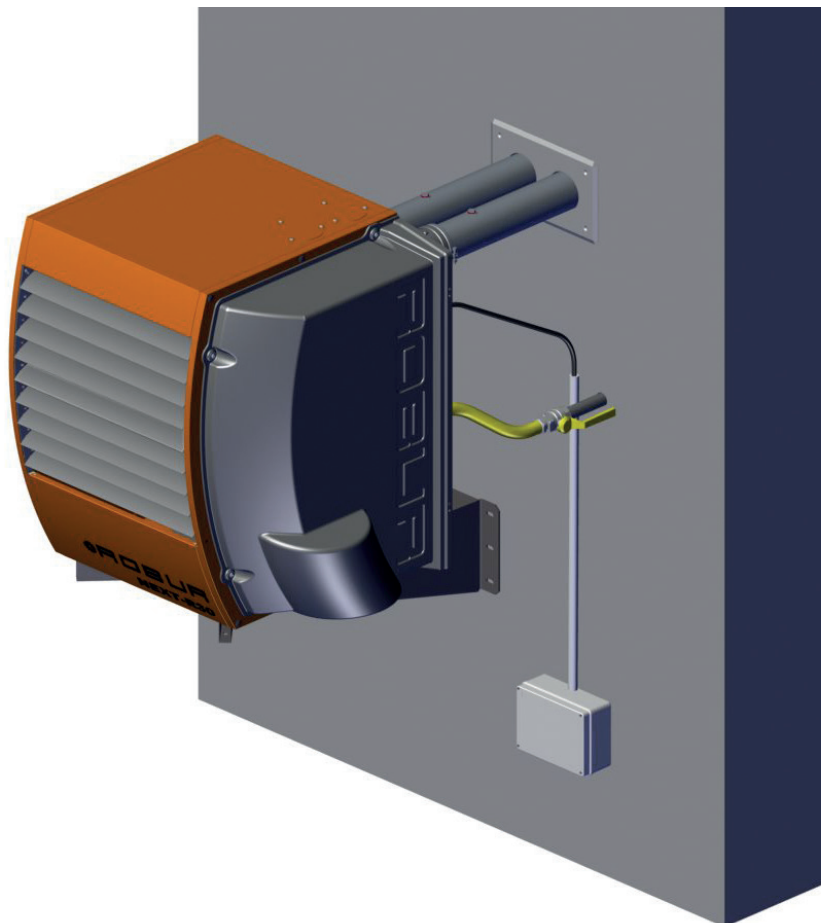


4 Central heating plant? No thanks.

Robur gas unit heaters are installed directly in the room to be heated and wall-mounted, which guarantees a double savings in terms of costs and space. There's no need to build a traditional central heating plant and no floor space is lost in rooms or production areas.

5 Quick and easy installation

All you need is a single hole in the wall for the air intake/flue gas exhaust ducts and connection to the gas and power supply mains and the gas unit heater will be immediately operational.



NEXT-G RANGE

Modulating condensing
gas unit heaters

A product that has become synonymous with gas-powered unit heaters. A completely modular solution capable of producing savings of up to 25% compared to conventional systems and efficiency of up to 106% without losses in the heat distribution system. Robur sets new standards with a gas unit heater that sets itself apart because of its design and technology and the wide range of management and control systems equipped to guarantee the best performance.

**G, as in Gas
unit heater.
The original.**

NEXT-G **NEW**

Modulating wall-mounted
condensing gas unit heater

The best value-for-money
heating solution available thanks
to condensation.

ErP
COMPLIANT

H₂
HYDROGEN
READY 20%



Efficiency
up to 106%

Savings up to
25%

Full modulation
more comfort

Wide range of products for
management and control

Advantages

- Up to 106% thermal efficiency with savings of up to 25% compared to alternative systems thanks to condensation
- Heat is quickly available in 30 minutes—even in the largest rooms
- It features the latest-generation electronics with advanced management functions as well as the possibility of centralised and remote management
- Greater comfort thanks to the heat output (from 100% to 30%) and modulation
- Reduced CO and NOx emissions thanks to an optimal air-to-gas ratio of the premix burner
- Also available with brushless fans to guarantee better comfort, noise reduction and reduced electricity consumption
- Safety and reliability with Type C certification. The combustion circuit is completely isolated from the installation environment and the combustion air is taken from outside, leaving the oxygen present in the rooms untouched
- Certified for operation with hydrogen mixtures up to 20%

Incentives



Local green incentives

Applications

Ideal for efficiently heating workshops, industrial, and commercial buildings. The system's modularity makes it perfect for places where no flammable materials are present.

Versions

NEXT-G:

a range of modulating heat output condensing gas unit heaters with fixed air flow AC fans.

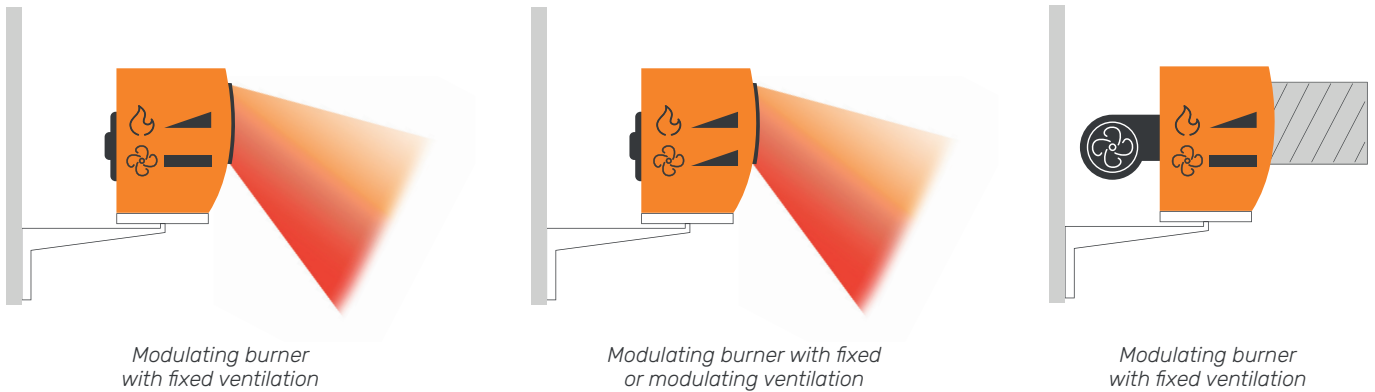
NEXT-G EC:

an extended series of condensing gas unit heaters modulating both the heat output and ventilation, equipped with electronically controlled fans. This model gives you:

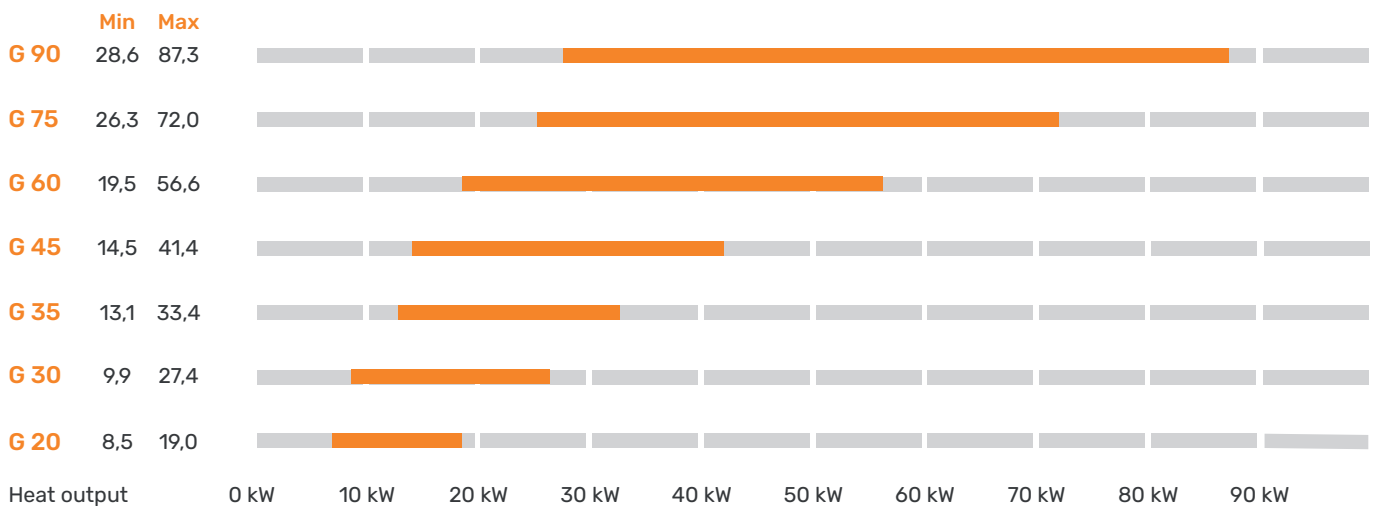
- lower noise levels
- lower energy consumption
- constant outlet air Delta T
- fixed or modulating air flow

NEXT-G C:

a range of modulating heat output condensing gas unit heaters with centrifugal fixed air flow fans.



Range kW




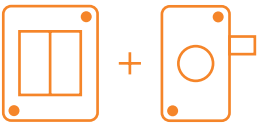








Supplied as standard

- LPG gas conversion kit
- Condensate drain siphon
- Room temperature sensor
- Duct connection flange for C models (with centrifugal fan)

Control systems

See page 30 for all controls and accessories

	<p>1-Key basic control</p> <ul style="list-style-type: none"> • heat output modulation • light signalling of the presence of faults • error reset • room thermostating (via on-board electronics)
	<p>1-Key basic control + Room thermostat</p> <ul style="list-style-type: none"> • heat output modulation • lock-out light • error reset • on/off switch • room thermostating (via on-board electronics)
	<p>1-Key basic control + Digital programmable chronothermostat</p> <ul style="list-style-type: none"> • heat output modulation • light signalling of the presence of faults • error reset • room thermostating • time schedule • on/off switch
	<p>2-Key basic control + Room thermostat</p> <ul style="list-style-type: none"> • heat output modulation • light signalling of the presence of faults • error reset • room thermostating (via on-board electronics) • summer/winter switch • on/off switch
	<p>2-Key basic control + Digital programmable chronothermostat</p> <ul style="list-style-type: none"> • heat output modulation • light signalling of the presence of faults • error reset • room thermostating • summer/winter switch • on/off switch • time schedule
	<p>Thermoregulator</p> <ul style="list-style-type: none"> • heat output modulation • light signalling of the presence of faults • error reset • room thermostating • summer/winter switch • on/off switch • time schedule • advanced settings • possibility of centralised management • possibility of management via Modbus
	<p>Thermoregulator + Centralised chronothermostat</p> <ul style="list-style-type: none"> • heat output modulation • light signalling of the presence of faults • error reset • room thermostating • summer/winter switch • on/off switch • time schedule • advanced settings • centralised management of up to 10 gas unit heaters
	<p>Genius software</p> <ul style="list-style-type: none"> • heat output modulation • light signalling of the presence of faults • error reset • room thermostating • summer/winter switch • on/off switch • time schedule • advanced settings • centralised management of up to 100 gas unit heaters • individual control of each gas unit heater • can be subdivided in up to 30 zones • fault reporting, even remote

	<p>Touch screen remote control</p> <ul style="list-style-type: none"> • heat output modulation • light signalling of the presence of faults • error reset • room thermostating • summer/winter switch • on/off switch • time schedule • advanced settings • centralised management of up to 30 gas unit heaters • individual control of each gas unit heater • can be subdivided in up to 6 zones • predictive ignition • destratification function • advanced diagnostics • alarm history • can connect to the internet
	<p>Modbus</p> <p>Gas unit heaters can be controlled and managed by an external device connected to the gas unit heater, capable of communicating with it via Modbus protocol, or capable of providing the heating request via a 0-10 Volt signal.</p>

Check out the dedicated online configurator.

It will help you choose the gas unit heater or combination of gas unit heaters required to meet your heating needs. You will also be able to check the correct sizing of the flue pipes and the accessories available for each model.



Technical data

Axial fan models with fixed speed

HEATING MODE			NEXT-G 20	NEXT-G 30	NEXT-G 35	NEXT-G 45	NEXT-G 60	NEXT-G 90
Heat input	nominal (1013 mbar - 15 °C) ⁽¹⁾	kW	19,5	28,0	34,5	43,0	58,0	90,0
	minimum ⁽¹⁾	kW	8,1	9,3	12,3	13,8	18,5	27,0
Heat output for each unit	nominal	kW	19,0	27,4	33,4	41,4	56,6	87,3
	minimum	kW	8,5	9,9	13,1	14,5	19,5	28,6
Efficiency	nominal heat input	%	97,5	97,8	96,9	96,2	97,5	97,0
	minimal heat input	%	105,5	106,8	106,5	105,3	105,2	106,1
Temperature rise	nominal heat input	K	24,5	33,1	36,7	35,6	29,6	28,4
	minimal heat input	K	11,0	11,9	14,4	12,4	10,1	9,2
Length of throw (residual speed < 0,5 m/s) ⁽²⁾		m	15,0	18,0	20,0	24,0	28,0	38,0
Ambient air temperature (dry bulb)	maximum	°C	40					
	minimum	°C	0					

ELECTRICAL SPECIFICATIONS

Power supply	voltage	V	230					
	type	-	single-phase					
	frequency	HZ	50					
Electrical power absorption	nominal	kW	0,20	0,21	0,35	0,61	1,00	
Degree of protection	appliance	IP	20					

INSTALLATION DATA

Gas consumption	G20 natural gas (nominal)	m ³ /h	2,07	2,96	3,66	4,55	6,14	9,53	
	G30 (nominal)	kg/h	1,52	2,20	2,72	3,39	4,57	7,09	
Air flow	nominal (Delta T = 15 °C)	m ³ /h	2.300	2.450	2.700	3.450	5.660	9.100	
Gas connection	type	-	M						F
	thread	"	3/4						
Flue gas exhaust	diameter (Ø)	mm	80						
Combustion air intake connection	diameter (Ø)	mm	80						
Recommended height		m	2,5	3,0 ÷ 3,5					
Sound pressure Lp at 5 metres (max)		dB(A)	57,0	53,0	54,0	62,0	64,0		
Dimensions	width	mm	678	735			929	1.320	
	depth	mm	579	731	689	738	743	725	
	height	mm	480	777					
Weight	in operation	kg	35	56	58	61	79	100	

⁽¹⁾ Relative to NCV (net calorific value).

⁽²⁾ Values measured in an open area; in a real installation, the thermal flow may reach greater distances than those given here (depending on the height of the ceiling and its thermal insulation).

Centrifugal fan models

ELECTRICAL SPECIFICATIONS

			NEXT-G 30 C	NEXT-G 60 C
Electrical power absorption	nominal	kW	0,65	1,50
Degree of protection	appliance	IP	20	

INSTALLATION DATA

Air flow	at maximum available head	m ³ /h	2.500	5.400
	free blowing	m ³ /h	3.500	6.500
Maximum useful pressure head		Pa	140	120
Minimum pressure drop on heat flow delivery		Pa	0	
Dimensions	width	mm	775	969
	depth	mm	777	
	height	mm	1.072	1.138
Weight	in operation	kg	78	109

Axial fan models with brushless variable speed motor

HEATING MODE			NEXT-G	NEXT-G	NEXT-G	NEXT-G	NEXT-G	NEXT-G	NEXT-G
			20 EC	30 EC	35 EC	45 EC	60 EC	75 EC	90 EC
Heat input	nominal (1013 mbar - 15 °C) ⁽¹⁾	kW	19,5	28,0	34,5	43,0	58,0	75,0	90,0
	minimum ⁽¹⁾	kW	8,1	9,3	12,3	13,8	18,5	25,0	27,0
Heat output for each unit	nominal	kW	19,0	27,4	33,4	41,4	56,6	72,0	87,3
	minimum	kW	8,5	9,9	13,1	14,5	19,5	26,3	28,6
Efficiency	nominal heat input	%	97,5	97,8	96,9	96,2	97,5	96,0	97,0
	minimal heat input	%	105,5	106,8	106,5	105,3	105,2	105,0	106,1
Temperature rise	nominal heat input	K	24,5	33,1	36,2	35,6	29,7	39,5	28,4
	minimal heat input	K	15,7	16,7	17,9	14,5	13,6	17,4	14,3
Length of throw (residual speed < 0,5 m/s) ⁽²⁾		m	15,0	18,0	20,2	24,0	28,0		38,0
Ambient air temperature (dry bulb)	maximum	°C				40			
	minimum	°C				0			

ELECTRICAL SPECIFICATIONS

Power supply	voltage	V	230						
	type	-	single-phase						
	frequency	HZ	50						
Electrical power absorption	nominal	kW	0,19	0,18	0,39	0,41	0,39	0,75	
Degree of protection	appliance	IP	20						

INSTALLATION DATA

Gas consumption	G20 natural gas (nominal)	m ³ /h	2,06	2,96	3,65	4,55	6,14	7,93	9,53	
	G30 (nominal)	kg/h	1,54	2,20	2,72	3,39	4,57	5,91	7,09	
Air flow	nominal (Delta T = 15 °C)	m ³ /h	2.300	2.450	2.735	3.450	5.650	5.400	9.100	
Gas connection	type	-	M					F		
	thread	"	3/4							
Flue gas exhaust	diameter (Ø)	mm	80							
Combustion air intake connection	diameter (Ø)	mm	80							
Recommended height		m	2,5	3,0 ÷ 3,5						
Sound pressure Lp at 5 metres (max)		dB(A)	56,0	53,0	54,0	61,0	59,0	58,0	64,0	
Dimensions	width	mm	678	735			929	1.120	1.320	
	depth	mm	579	689		743	689	743		
	height	mm	480	777						
Weight	in operation	kg	35	56	58	61	79	90	100	

⁽¹⁾ Relative to NCV (net calorific value).

⁽²⁾ Values measured in an open area; in a real installation, the thermal flow may reach greater distances than those given here (depending on the height of the ceiling and its thermal insulation).

NEXT-R RANGE

Modulating gas unit heater
with premix burner

The value solution for efficiently heating specific industrial environments. A complete and incredibly versatile range, capable of fully satisfying the different system requirements with its extraordinary power, size and weight ratio. The NEXT-R series is available in several heat outputs and versions: standard with axial fans, ductable with centrifugal fans and for vertical downflow installation.

**Heating:
the Next step.**

NEXT-R

Wall-mounted modulating
gas unit heaters

Heating of specific industrial
environments.

ErP
COMPLIANT



Efficiency of up to
97,4%

Exclusive design

Exceptional
power-to-weight ratio

Advantages

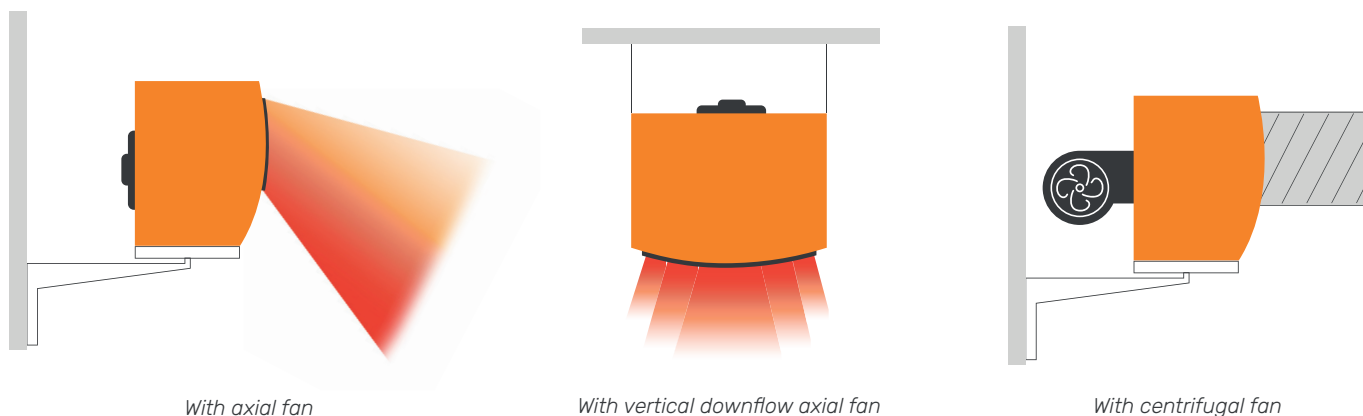
- Exclusive design and innovative technology. An unparalleled product which combines Made-in-Italy design and Robur's unique technology for high efficiency and energy savings
- Weighing 25% less than existing models, it is even easier to assemble, is super-light and extra compact
- Each gas unit heater can be connected to the intelligent Genius system which allows up to 100 gas unit heaters to be managed and controlled efficiently, optimally and remotely. The entire system is constantly monitored and parameters can be easily adjusted according to requirements
- Premix burner with low NOx and CO emissions, with self-adapting air-to-gas ratio

Applications

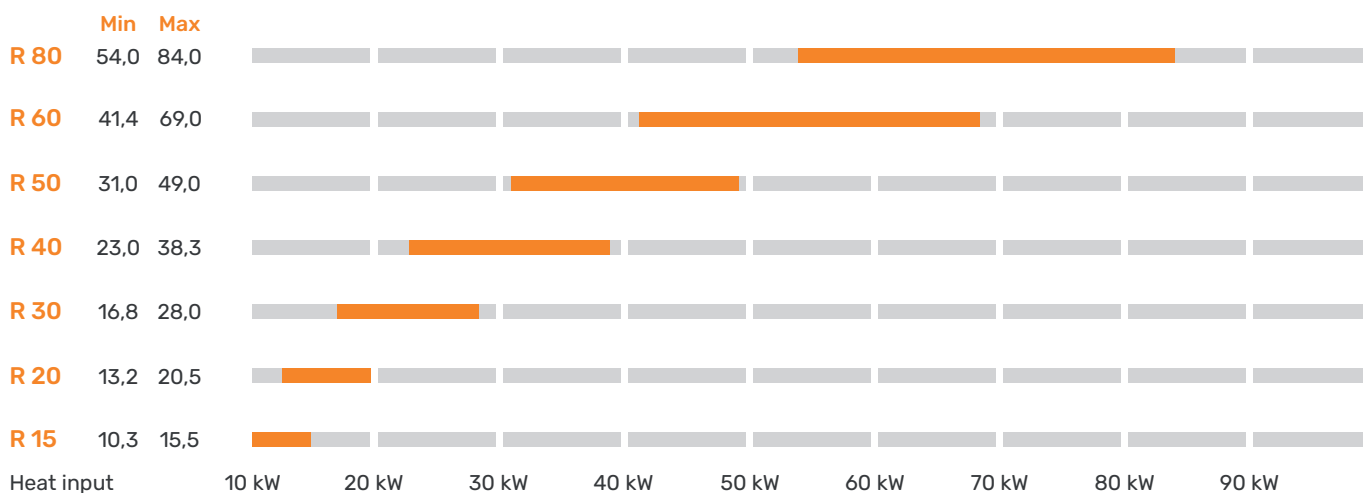
The Robur Next-R gas unit heater is ideal for heating medium to large spaces, such as laboratories, workshops and warehouses where no flammable materials are present.

The modularity of the system makes it possible to manage the heaters independently and to choose the ideal temperature for each area.

Models



Range kW



Supplied as standard

- LPG gas conversion kit
- Duct connection flange for C models (with centrifugal fan)


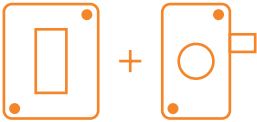

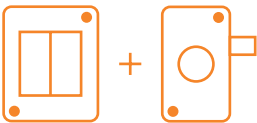




Check out the dedicated configurator.

It will help you choose the right gas unit heater or the combination of gas unit heaters required to meet your needs. You will also be able to check the correct sizing of the flue pipes and the accessories available for each model.



Control systems

See page 30 for all controls and accessories

	<p>1-Key basic control</p> <ul style="list-style-type: none"> • fixed power ON-OFF operation • lock-out light • lock-out reset
	<p>1-Key basic control + Room thermostat</p> <ul style="list-style-type: none"> • fixed power ON-OFF operation • lock-out light • lock-out reset • room thermostating • on/off switch
	<p>1-Key basic control + Digital programmable chronothermostat</p> <ul style="list-style-type: none"> • fixed power ON-OFF operation • lock-out light • lock-out reset • room thermostating • on/off switch • time schedule
	<p>2-Key basic control + Room thermostat</p> <ul style="list-style-type: none"> • fixed power ON-OFF operation • lock-out light • lock-out reset • room thermostating • summer/winter switch • on/off switch
	<p>2-Key basic control + Digital programmable chronothermostat</p> <ul style="list-style-type: none"> • fixed power ON-OFF operation • lock-out light • lock-out reset • room thermostating • summer/winter switch • on/off switch • time schedule
	<p>Thermoregulator</p> <ul style="list-style-type: none"> • automatic 2-level modulation • lock-out light • lock-out reset • room thermostating • summer/winter switch • on/off switch • advanced settings • can be centrally managed • possibility of centralised management • possibility of management via Modbus
	<p>Thermoregulator + Centralised chronothermostat</p> <ul style="list-style-type: none"> • automatic 2-level modulation • lock-out light • lock-out reset • room thermostating • summer/winter switch • on/off switch • time schedule • advanced settings • centralised management of up to 10 gas unit heaters
	<p>Thermoregulator + Genius software</p> <ul style="list-style-type: none"> • automatic 2-level modulation • lock-out light • lock-out reset • room thermostating • summer/winter switch • on/off switch • time schedule • advanced settings • centralised management of up to 100 gas unit heaters • individual control of each gas unit heater • can be subdivided in up to 10 zones • fault reporting, even remote

Technical data

Axial fan models

HEATING MODE

		NEXT-R 15	NEXT-R 20	NEXT-R 30	NEXT-R 40	NEXT-R 50	NEXT-R 60	NEXT-R 80	
Heat input	nominal (1013 mbar - 15 °C) ⁽¹⁾	kW	15,5	20,5	28,0	38,3	49,0	69,0	84,0
	minimum ⁽¹⁾	kW	10,3	13,2	16,8	23,0	31,0	41,4	54,0
Heat output for each unit	nominal	kW	14,1	18,7	25,5	35,0	44,6	62,8	76,4
	minimum	kW	9,9	12,7	16,3	22,2	30,3	40,4	52,6
Efficiency	nominal heat input	%	91,0		91,5	91,0			
	minimal heat input	%	96,0	96,5	96,7	96,5	97,8	97,5	97,4
Temperature rise	nominal heat input	K	18,6	22,0	25,0	24,8	26,4	27,4	25,0
	minimal heat input	K	13,0	15,0	15,9	15,7	18,0	17,6	17,2
Length of throw (residual speed < 0,5 m/s) ⁽²⁾		m	13,0	15,0	18,0	20,0	25,0	28,0	40,0
Ambient air temperature (dry bulb)	maximum	°C	35						
	minimum	°C	-15						0

ELECTRICAL SPECIFICATIONS

Power supply	voltage	V	230					
	type	-	single-phase					
	frequency	HZ	50					
Electrical power absorption	nominal	kW	0,18	0,21	0,30	0,34	0,41	0,60

INSTALLATION DATA

Gas consumption	G20 natural gas (nominal)	m ³ /h	1,64	2,17	2,96	4,05	5,18	7,30	8,89
	G30 (nominale)	kg/h	1,22	1,62	2,21	3,02	3,86	5,44	6,63
	G31 (nominal)	kg/h	1,20	1,59	2,17	2,98	3,81	5,36	6,53
Air flow	nominal	m ³ /h	2.250	2.520	3.000	4.150	4.960	6.750	9.000
Gas connection	type	-	M					F	
	thread	"	3/4						
Flue gas exhaust	diameter (Ø)	mm	80						
Combustion air intake connection	diameter (Ø)	mm	80						
Recommended height		m	2,2	2,5	3,0 ÷ 3,5				
Sound pressure Lp at 5 metres (max)		dB(A)	52,5	53,5	55,0	56,0	59,0	60,0	68,5
Dimensions	width	mm	678		735		929	1.120	1.320
	depth	mm	557		731		746	731	746
	height	mm	480		777				
Weight	in operation	kg	26	28	51	56	64	78	91

⁽¹⁾ Relative to NCV (net calorific value).

⁽²⁾ Values measured in an open area; in a real installation, the thermal flow may reach greater distances than those given here (depending on the height of the ceiling and its thermal insulation).

Centrifugal fan models

ELECTRICAL SPECIFICATIONS

		NEXT-R 30 C	NEXT-R 40 C	NEXT-R 50 C	NEXT-R 80 C	
Electrical power absorption	nominal	kW	0,38	0,68	1,38	1,40

INSTALLATION DATA

Air flow	at maximum available head	m ³ /h	1.900	3.400	4.700	7.000
	free blowing	m ³ /h	3.000	4.150	5.500	9.000
Maximum useful pressure head		Pa	120		240	120
Minimum pressure drop on heat flow delivery		Pa	0		50	
Dimensions	width	mm	775		969	1.359
	depth	mm	777			
	height	mm	1.031	1.072	1.138	1.072
Weight	in operation	kg	68	80	92	129

Vertical downflow models

NEXT-R 30 V NEXT-R 40 V NEXT-R 50 V

The technical data of these models are identical to those of the corresponding axial models, with the exception of the installation height

Controls, accessories and complements

**All of Robur's
technology -
at your
service.**

Controls and Accessories

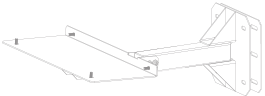
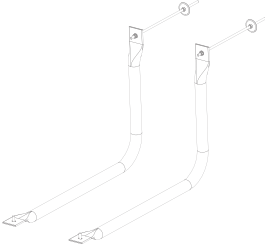
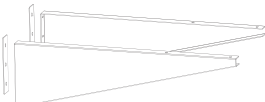
Controls for management and adjustment	NEXT-G	NEXT-R
1-Key basic control (fault signalling light and error reset button)	●	●
Room thermostat with ON/OFF switch (only in case of 1-key or 2-key basic control use)	●	●
Room thermostat with IP55-rated and air-tight cap (only in case of 1-key or 2-key basic control use)	●	●
Digital programmable chronothermostat (only in case of 1-key or 2-key basic control use)	●	●
2-Key basic control (lock-out light and error reset button and summer/winter switch)	●	●
8x1 cable 5 m in length	●	●
Thermoregulator (ON-OFF, room thermostat, automatic min/max gas unit heater modulation, possible external request, Modbus control)	●	●
Chronothermostat (time schedule, remote management and adjustment up to 10 gas unit heaters equipped with a Thermoregulator)	●	●
Genius Software by Robur for centralised adjustment and management via Modbus, PC of gas unit heater groups equipped with a Thermoregulator, equipped with serial converter USB-RS485. Can manage up to 100 gas unit heaters	●	●
Modbus remote control for NEXT-G	●	

While stocks last

Flue gas exhausts	NEXT-G	NEXT-R
Tube Ø 80 mm - length 0.5 m	●	●
Tube Ø 80 mm - length 1 m	●	●
Tube Ø 80 mm - length 1 m with flue gas analysis socket	●	●
Tube Ø 110 mm - length 0.5 m	●	●
Tube Ø 110 mm - length 1 m	●	●
Tube Ø 110 mm - length 1 m with flue gas analysis socket	●	●
Tube Ø 130 mm - length 0.5 m	●	●
Tube Ø 130 mm - length 1 m	●	●
Tube Ø 130 mm - length 1 m with flue gas analysis socket	●	●
Tube adapter Ø 80/110 mm	●	●
Tube adapter Ø 80/130 mm	●	●
Elbow 45° - Ø 80 mm	●	●
Elbow 45° - Ø 110 mm	●	●
Elbow 45° - Ø 130 mm	●	●
Elbow 90° - Ø 80 mm	●	●
Elbow 90° - Ø 110 mm	●	●
Elbow 90° - Ø 130 mm	●	●
Reverse elbow 45° - Ø 80 mm	●	●
Air intake/flue gas exhaust wall-mounted split pipe kit Ø 80 mm 1 m length with double terminal	●	●

	NEXT-G	NEXT-R
Coaxial wall exhaust Ø 80/125 mm	●	● except R60/R80
Coaxial wall exhaust Ø 130/180 mm ⁽¹⁾	●	●
Coaxial roof exhaust Ø 80/125 mm	●	● except R60/R80
Coaxial roof exhaust Ø 100/150 mm	●	●
Coaxial roof exhaust Ø 130/210 mm	●	●
Tee - Ø 80 mm	●	●
Tee - Ø 110 mm	●	●
Tee - Ø 130 mm	●	●
Tee cap - Ø 80 mm for condensate drain	●	●
Tee cap - Ø 110 mm for condensate drain	●	●
Tee cap - Ø 130 mm for condensate drain	●	●
Roof terminal Ø 80 mm	●	●
Roof terminal Ø 110 mm	●	●
Roof terminal Ø 130 mm	●	●
Double die-cast wall terminal for tubes Ø 80 mm	●	●
Stainless steel windproof wall terminal Ø 80 mm	●	●
Stainless steel windproof wall terminal Ø 110 mm	●	●
Stainless steel windproof wall terminal Ø 130 mm	●	●
Tube fixing clamp Ø 110 mm	●	●
Tube fixing clamp Ø 130 mm	●	●

⁽¹⁾ Can only be used with dedicated support bracket. Also requires 80 mm diameter flue pipes of suitable length to connect the gas unit heater to the coaxial exhaust.
The air intake/flue gas exhaust system and components Ø 80 mm already come equipped with tube fixing clamps, while the ones for the Ø 110 mm and 130 mm systems must be added.


Support brackets	NEXT-G	NEXT-R
 <p>Adjustable support brackets that allow the air flow of the gas unit heater to be directed even when not perpendicular to the installation wall</p>	●	●
 <p>Tubular support brackets for quick wall-mounting</p>	●	●
 <p>L-shaped brackets to allow gas unit heaters equipped with a centrifugal fan to maintain the correct distance from the installation wall</p>	●	●

Complements

Air curtains

Designed to prevent or limit the entry of cold air into doors and large openings of warehouses, industrial and commercial buildings.

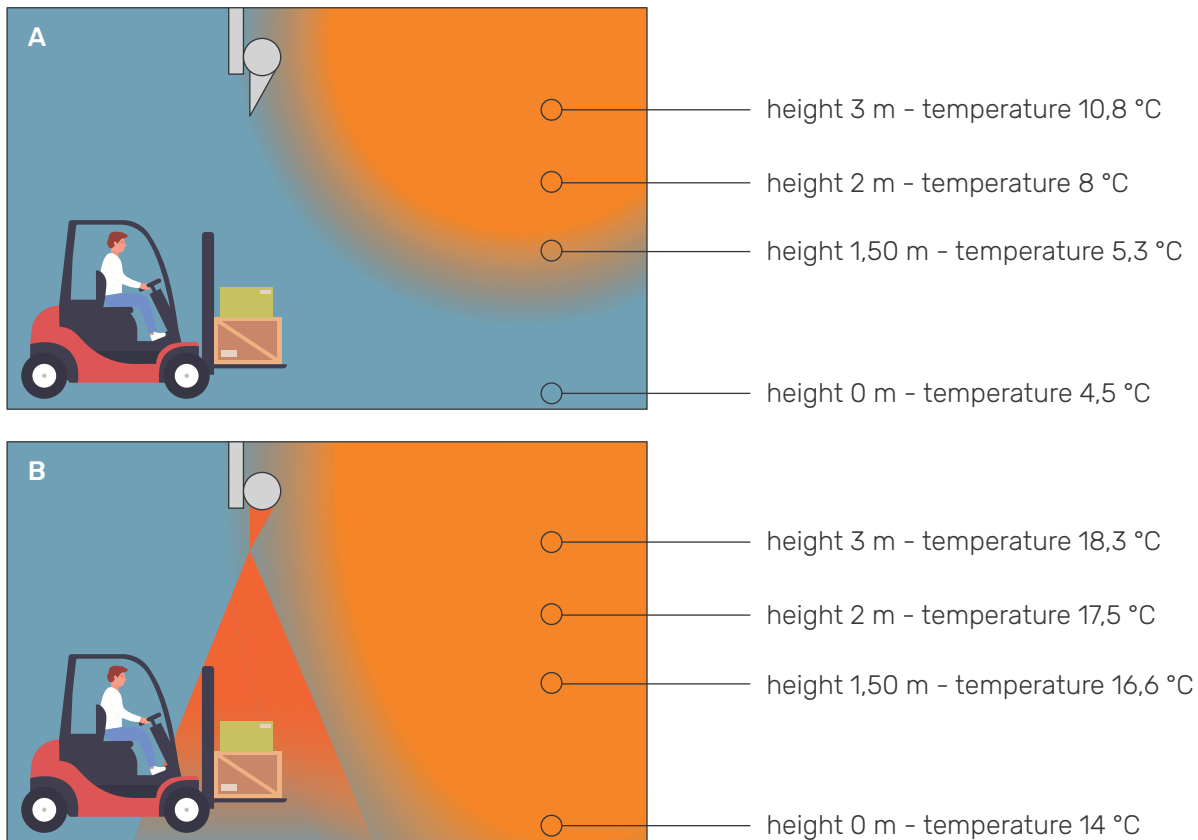
- No water supply required as only a high-speed air jet is used
- Can also be installed in batteries to cover large door widths
- Equipped with fan speed variator to adjust the air flow based on the installation height
- Fitted with a swivelling support bracket as standard to allow the air blade to be properly directed



Technical specifications

- Voltage: 230 V - 50 Hz
- Nominal electrical power: 1,0 kW
- Air flow: 3.200 m³/h
- Insulation class: B

Internal temperature variation of a building with the air curtain turned off (A) and on (B) ⁽¹⁾



⁽¹⁾ The temperature variations indicated are to be considered indicative, as they depend on the actual operating conditions of the air curtain and on the characteristics of the heated building.



Continuous innovation. Meet the complete Robur product range

You know, our product range doesn't end with gas unit heaters. Make sure you take a look at our complete range of heating and cooling solutions.

Now that you've got to know more about our range of gas unit heaters, why not take a look at the rest of the products in our classic range, or learn more about our absorption range of gas-fired heat pumps, links and condensing boilers, which has become synonymous with state-of-the-art technology for heating, cooling and hot water production.

Our sales team is at your complete disposal for any information or further details.

The Robur team

**Explore our world on
robur.com
or drop us a line at
export@robur.it**

They're round out the offer. Robur products at your service.

Wall-mounted Condensing Boilers

Ideal for heating environments and the production of domestic hot water with the best cost-performance ratio.




Individual Gas-fired convectors

A long-standing range created to integrate the heating of environments, even with occasional use, without waiting times and even in the absence of a power supply.



Evaporative Coolers

Created to improve the summer comfort of working environments, cooling medium to large buildings, and guaranteeing low running costs.



K18 Heat Pumps

Condensing absorption heat pumps which use renewable aerothermal energy.
The perfect range for high-efficiency heating and domestic hot water production.



AY Condensing Boilers

Outdoor condensing boiler for heating and domestic hot water production up to 80 °C.
Ideal for integrating absorption solutions.



GAHP Heat Pumps

A range of condensing absorption heat pumps for heating, air conditioning and domestic hot water production which uses aerothermal, geothermal and hydrothermal renewable energies.



GA Chillers


Chillers and absorption chiller-heaters to simultaneously cool and produce free domestic hot water. This range guarantees a consistent reduction of electricity requirements compared to traditional systems.



GITIÉ Integrated Outdoor Package 2.0

Integrated thermal packages with absorption heat pump or chiller and condensing boiler. A compact system characterized by high efficiency and power in smaller spaces. Totally integrated, pre-configured, tested and customised for the customer's specific space heating, air conditioning and domestic hot water production needs.







ROBUR S.p.A.

Via Parigi 4/6
24040 Zingonia (BG) Italy
Tel. + 39 035 888111
robur@robur.it
www.robur.com

